



Ramona and Beezus

A facilitator's guide for youth workers, educators and families
to accompany the movie, *Ramona and Beezus*.

Ages 8-12
youthFILMproject.org

Ramona and Beezus official website:
RamonaAndBeezus.com



Note to the Facilitator

Ramona and Beezus



Dear Group Facilitator:

This F.I.L.M. curriculum for *Ramona and Beezus* is structured for use in conjunction with watching the movie and reading the novel *Beezus and Ramona* by Beverly Cleary.


Both the movie and the book are appropriate for ages 8-12. The themes of many of the questions and activities in the guide are appropriate for all ages, but may need to be reworded if used with younger youth.

The guide offers discussion topics, activities and service-project ideas for youth. Celebrating reading, family/sibling relationships, imagination and creativity are key themes in this guide.

Synopsis

The adventures of young Ramona Quimby (newcomer Joey King) and her big sister Beezus (Selena Gomez) come to life in this all new film based on the best-selling books (over 30 million...and counting) by Beverly Cleary. Ramona's vivid imagination, boundless energy and accident-prone antics keep everyone she meets on their toes. But her irrepressible sense of fun, adventure and mischief come in handy when she puts her mind to helping save her family's home.

F.I.L.M. curriculum is made possible through the partnership of Heartland Truly Moving Pictures and the National Collaboration for Youth. Heartland is a national, independent, non-profit arts organization that seeks to *recognize and honor filmmakers whose work explores the human journey by artistically expressing hope and respect for the positive values of life.* The National Collaboration for Youth is a non-profit organization providing a unified voice for its coalition of more than 50 national, non-profit, youth development organizations, and concentrates on improving the conditions of youth in the United States and enabling youth to realize their full capabilities.



Introduction

Ramona and Beezus



Objectives for Youth

Celebrate the importance and impact of books and reading.
Explore family relationships.
Realize the potential for creativity and artistry.

Step 1.) Read the book and see the movie.

Ramona and Beezus, presented by Fox 2000 Pictures and Walden Media, opens in theaters nationwide on July 23, 2010.

Ramona and Beezus is rated G.

Reading Materials:

Ramona Quimby is the youngest of all the famous characters in Mrs. Beverly Cleary's wonderful stories about Beezus, Ramona and Henry Huggins. While the movie doesn't follow the storyline of the book *Beezus and Ramona* (1955), the themes and characters overlap. The ages of the characters have changed from the book to the movie, but the relationships stay very much the same. Between the movie and the book, we get a better perspective of the two main characters, Beezus and Ramona.

Other books in the Ramona series from HarperCollins Publishers include:

Ramona the Pest (1968)
Ramona the Brave (1975)
Ramona and Her Father (1977)
Ramona and Her Mother (1979)
Ramona Quimby, Age 8 (1981)
Ramona Forever (1984)
Ramona's World (1999)

Step 2.) Participate

Take part in meaningful discussions and activities.




- Evaluate similarities and differences between the text and film.
- Explore dynamics of the relationships within the family.
- Recognize the ability to create at any age and level.

Step 3.) Take action to help others

After discussing how people of any age can be helpful at home or in the community, engage in a project within your community based on lessons learned in this curriculum. Many project ideas are already included in the curriculum to get you started. There is also a free, downloadable service-learning supplement to assist in the planning and managing of *Ramona & Beezus* service projects. Please visit www.youthfilmproject.org/resources.htm to download the supplement.



Table of Contents

Introduction	3
Module One: Celebrate Reading	5
Section One: Beloved Books of Beverly Cleary	6
Module Two: Family Relationships	7
Section One: Where Do I Fit in My Family?	8
Section Two: Role Models.....	10
Section Three: Escape	11
 Section Four: Your Family Crest.....	12
Module Three: Creativity and Imagination	14
 Section One: Anyone Can Be An Artist.....	15
 Section Two: Activity Notebook.....	16
Module Four: Take Action	18
Section One: Small Favors.....	19
Section Two: Helping Your Community.....	20
Section Three: D.E.A.R. Day in Your Community	21
Post Program Evaluation	22



The pencil icon designates pages of the curriculum that can be distributed to the youth in your organization as instructions or worksheets.

Ramona and Beezus

Module One: Celebrate Reading

Note to the Facilitator:

Reading takes a very important role in the Ramona stories, primarily because Beverly Cleary's life was heavily influenced by the activity. In the book, *Beezus and Ramona*, much of the story revolves around the desire to read. The sisters spend time in the library picking out books that both are eager to read and explore. Unfortunately for Beezus, Ramona can't yet enjoy reading on her own but she will soon. Even though Ramona is still in nursery school, she's well on her way to being a great reader because of all of the support she's received from Beezus and others helping her along the way!

Objectives for Youth

- Discover the long history of the writings of Beverly Cleary.
- Evaluate the similarities between the book and the movie.
- Appreciate the importance of reading.



Module One: Celebrate Reading Section One: Beloved Books of Beverly Cleary

Beverly Cleary is one of this country's most famous and beloved authors. She started her education to become a writer by reading a lot! Her mother was concerned that there was no library for the residents of their small town of Yamhill, Oregon, so she created a library in a room above the town's bank. Cleary was later told by a librarian that when she grew older she should write books for younger boys and girls, and that's just what she did. Ms. Cleary got her ideas from the kids and families in the area where she grew up. She wanted to reflect what the families around her were like. Over the years, many kids have really connected with those characters.

Ms. Cleary has won many awards for her writing. *Ramona and Her Father* won the 1978 Newbery Award and *Ramona Quimby, Age 8* won the 1982 Newbery Award. The Newbery Award is one of the highest distinctions in children's writing. Cleary was even named a "Living Legend" by the Library of Congress!

Based on her own experiences with reading, Cleary understood its importance, especially to children. She started a program called D.E.A.R. which stands for Drop Everything and Read! All you have to do to participate on the event day (which is Beverly Cleary's birthday, April 12) is to drop everything and read! Even for just 30 minutes!

For more information on the D.E.A.R. day, please visit:
dropeverythingandread.com/NationalDEARday.html

Discussion

While the storyline and the ages of the characters in the book and the movie are very different, the character's personalities are the same. Ramona is still the rambunctious younger sister while Beezus is the responsible older sister. Another difference is that the book was written in the 1950s! The movie was made to reflect a family living in the early 21st century.

- Can you think of anything in the book that made you think it was written a long time ago?
- Ramona was age four in the book and age eight in the movie. What are some differences in Ramona's behavior between the book and the movie? Beezus' character was older in the movie than in the book, too. How do you think Beezus changed from the book to the movie?
- Do you think the relationship between Beezus and Ramona was similar in the book and movie? How?
- One of the interesting things about comparing the book and movie is that you see the story from different points of view. From whose point of view do you read the book? From whose point of view do you watch the movie? How do you know from whose point of view you are experiencing the story?
- Think about your own family and friends? Do any of the characters in the book or movie remind you of people you know? Who and why?
- Were there any parts of the book or movie that reminded you of events in your own life? What?

Module Two: Family Relationships

Note to the Facilitator:

The relationship between Beezus and Ramona is the same in both the book and the movie. However, we are able to see the relationships from each sister's different point of view by both reading the book and viewing the film. In the book, the main character is Beezus and Ramona is a thorn in her side. The reader sides with Beezus throughout the book and wonders how she puts up with Ramona and her antics. In the film, the viewer sees things from Ramona's viewpoint. The viewer is frustrated along with Ramona because she just can't seem to do anything right, no matter how good her intentions.

This following section focuses on youth understanding the points of view of different members of their families, different family structures and also to understand our own reactions to family situations.

Objectives for Youth:

- Explore the dynamics of the relationships within a family.
- Compare and contrast the points of view of siblings.
- Discover role models close to home.
- Identify values at home.



Module Two: Family Relationships

Section One: Where Do I Fit in My Family?

Ramona and Beezus have a complex relationship, just like most sisters or brothers. Each of their unique personalities impacts the other's. Just like Ramona and Beezus, many of our personality traits come from our relationships with our siblings as well, or even from being an only child.

Use the discussion points and activities below to discuss the members of your household and your relationship with your brothers and sisters. After answering these questions on a piece of paper, discuss your answers in small groups. Then discover what some experts have learned about families and how your siblings might have helped make you the person you are today.

Discussion Points

Write these answers on a sheet of paper

- Do you have any brothers or sisters, or are you an only child?
- If you have brothers or sisters, are you the youngest, middle or oldest child in your family? Make a list of the people in your family from the oldest to the youngest.
- What sort of frustrations do you have with your siblings or other family members? If you are an only child, what frustrations do you have with not having siblings?
- What sort of frustrations do your siblings have with you?
- If you could choose, would you choose to be the oldest, middle, youngest or only child? Why?

Activity

1. Break into groups based on whether you are the oldest, middle, youngest or the only child.
2. Each group will have a large piece of paper which be hung up on the wall. At the top of the paper, write which group you're in (oldest, middle, youngest or only child).
3. Draw a line down the middle of the paper. As a group, on the left write some good things about being in this group. On the right, write some bad things about being in this group.
4. Take a poll in your group about which character most of the people in your group identified with in *Ramona and Beezus*. Write the character's name at the bottom of the page and circle it.
5. Share your list with the other groups and learn how different being the oldest, middle, youngest or only child might be!

Module Two: Family Relationships

Section One: Where Do I Fit in My Family?

Ramona and Beezus

Follow-up discussion

Stay in your groups for the discussion.

Specialists believe that where a person is born in a family plays a lot into his or her personality. Here are some examples of personality traits common to the different age groups:

- Oldest (first-born): confident, determined, a born-leader, organized, eager to please, likes to avoid trouble.
- Middle child (if there are more than three children in your family there can be more than one middle child): rolls with the punches, a great negotiator, lots of loyal friends.
- Youngest (the baby): persistent, pushes the boundaries and break the rules, affectionate and great storytellers.
- Only Children: confident, organized and on time, do well in school, can sometimes be critical.

Discuss in your groups:

- Do you think the description for Oldest, Middle, Youngest or Only Children describes those in your group?
- Can you think of any other characteristics for those in your group that were not listed in the descriptions above? What are they?
- Do you think Ramona fits the role of the youngest child? What about Beezus as the oldest child? Why?
- In the movie, there is a new baby sister, Roberta. Do you think Roberta being the new baby will have an effect on Ramona or Beezus' personality traits? How do you believe Ramona might change as she gets older?

Activity and Discussion Extension

Participants can learn more about birth order at:
pbskids.org/itsmylife/family/birthorder

Module Two: Family Relationships

Section Two: Role Models

Ramona and Beezus

We all have role models. Usually we think of role models as famous people who have done great things and who inspire you, maybe Amelia Earhart or George Washington. However, there are probably people in your home, school or after school organization who inspire you as well.

In both the book and movie Aunt Bea is a role model to Beezus and Ramona. Beezus is named after Aunt Bea and in the book shares a special connection with her. In the movie, Ramona has a very special bond with Aunt Bea because they both know what it's like to be a younger sister.

Think about all the role models in the both the book and the movie, then think about role models in your own life as you discuss the prompts below with your group.

Discussion Points

- Was Ramona a role model for Beezus in the book? Why?
- Was Beezus a role model for Ramona in the movie? Why?
- How did Aunt Bea play a role for Beezus in the book and for Ramona in the movie? Why was she so important to each of them?
- Who is someone in your family, or a person in your day-to-day life, that has a quality that you admire? Do you consider this person a role model? What is the quality this person has that you admire most? What can you learn from him or her?
- Are there any famous people who are your role models? Why are they your role models?

Module Two: Family Relationships

Section Three: Escape

Ramona and Beezus


In the movie, Ramona feels like a failure and as though she has let down her family. Because of this, Ramona feels like she needs to escape. Her mom helps her pack her suitcase but makes it very heavy and hard to carry. Even though Ramona leaves her home, she doesn't go too far away and ultimately she happily returns to her family.

Discussion Points:

- Where do you think Ramona was planning to go?
- Why was she leaving?
- Have you ever felt like you just needed to get away?
- Are there places in your home or neighborhood where you can go to be alone to think and briefly escape problems? Where are these places and how do they help you think?
- Ramona's mother put a bowling ball and other heavy objects in Ramona's bag. Why do you think she did this?
- One thing we've seen in the film and in the book is that siblings do not always feel that they love each other ALL the time. How do you think Beezus felt about Ramona leaving? How could you tell what Beezus was feeling?

Module Two: Family Relationships Section Four: Your Family Crest

ACTIVITY



A Family Crest is a symbol of a family's identity and the values that define each of them. The history of the Family Crest goes back to the days of knights as warriors. A knight chose colors that represented his family and often chose symbols to go along with them. Many family names that can be traced back to the British Isles have a Family Crest.

What do you think the Family Crest for the Quimby family would contain? The Quimby Family Crest may have a palette of paint to represent the importance of art and creativity. There could also be a picture of a swing-set to represent the value of children in their home. The colors would most likely be bright and sunny, reflecting the personalities of the family.

Create your own Family Crest

Often a Family Crest was designed and then placed on a surface that would be seen by many. This surface was often a helmet or a shield. You are going to create a Family Crest for a shield.

In a large group, brainstorm ideas of topics that should be represented on a Family Crest. Here are some ideas to get you started:

- Flags that represent where your family is from (country, state, city, etc)
- Foods that your household eats often
- Pictures that represent different names (ex. Picture of a blacksmith for "Smith")
- Drawings or pictures that depict certain celebrations or traditions
- Photos of family or friends

What you need:

11x14 piece of white paper

Cardboard outline for shield
(made by your facilitator)

Any pictures or ideas for drawings

Colorful array of writing and drawing tools

Glue


Scissors

Old Magazines

Format your shield anyway you'd like, but be prepared to share it with the rest of your group! You should be able to explain why you chose the certain colors and pictures, and why this represents your household.

Sketch your ideas on the next page to get started!

ACTIVITY



Module Three: Creativity and Imagination

Notes for Facilitator:

Art and creativity play a huge role in both the movie and in the book. In the movie, Ramona and her father create the “world’s longest painting,” which leads to her father getting hired at her school as an art teacher. In the book, Beezus takes a weekly art class, which is one of her only escapes from Ramona. Beezus sometimes feels frustrated by the fact that her careful and precise drawings and paintings aren’t always appreciated by the art teacher. Beezus wishes she could be more creative, but the fact is she is just as imaginative as Ramona, just in different ways.

Objectives for Youth:

- Recognize the ability to be creative at any age or skill level.
- Create a journal of creative activities.




Module Three: Creativity and Imagination

Section One: Anyone Can Be An Artist

Ramona and Beezus

ACTIVITY



With the help of her father, Ramona unleashes her creativity and together the two of them create the “world’s longest painting!” Whether on your own or with the help of a friend, relative or mentor, you too can unleash your inner creativity.

Create a Collage

You may not think of yourself as an artist, but no matter what your skill level, you have the ability to be a great and creative artist. There are MANY forms of art that require no drawing OR painting. Some of the most important and well-known artists are photographers, silk screeners, collage artists and digital artists. They may not even be able to draw a stick figure without messing up, but they have an eye for what looks good.

What You’ll Need

- 11x14 sheet of paper
- Old magazines
- Scissors
- Glue
- Crayons, markers, pen or paint (optional)

Directions


- Decide on a theme for your collage. The theme could be anything from images of dogs or your favorite singer to bigger ideas like love or family. If it helps, brainstorm with a group. Someone else might have the perfect idea.
- Go through the magazines and cut out pictures, words and graphics that remind you of your theme.
- Place them on the paper, covering most of the space. Decide how you want it to look before you glue everything down.
- Glue it down and let it dry (at least an hour)
- Optional: Use markers, paint, pen or crayons to add to your collage.
- Show off your work!

Module Three: Creativity and Imagination

Section Two: Activity Notebook

Ramona and Beezus

ACTIVITY



In both the book and the movie, Beezus and Ramona were full of creativity. Ramona got lost in her world of imagination while Beezus was creative in making activities to keep Ramona occupied.

Activity Notebook

Throughout the book and the movie Ramona and Beezus (but especially Ramona) experienced multiple instances in which they were eager for entertainment. Ramona often went looking to other people for sources of entertainment. Often this person was Beezus. Something that may have helped Beezus entertain her little sister is an Activity Notebook.

What you'll need

- A cheap spiral bound notebook (1 subject)
(Can substitute with paper, hole punches and yarn for binding)
- Paper grocery bags (can substitute with construction paper)
- Tape
- Scissors
- Anything to decorate! (Glitter, stickers, magazines, markers, etc.)

Directions

Design the Cover

Cut a piece out of the paper grocery bag that will cover the front of the notebook. Put a rolled up piece of tape on the back of the this cover you just cut out in the center, and on each corner. Then press your cover onto the front of the notebook. Not gluing it will allow you to change the covers whenever you'd like.

Now decorate! Use the materials you have gathered to create a cover full of creativity! Where are places you've always wanted to go or wanted to see? What are your favorite colors? What are some wacky dreams (or daydreams) you've had that make you laugh? Use all of this as inspiration for your changeable cover.

Develop the Activity Pages

On the first page of your Activity Notebook, make a template of what each activity idea section will look like. Use a template like the one on the following page to get you started.

Module Three: Creativity and Imagination
Section Two: Activity Notebook

Ramona and Beezus

ACTIVITY



1. Highlight the “Activity Name” at the top of the page.
2. Write “Materials Required” near the top of the page and create a section for “Instructions” about halfway down the page.
3. You will use the back side of each page to fill will pictures and ideas for each activity.

Creating your Activity Book might even be the first activity you include in your Activity Book!

Enjoy Creating Activities!

Now start filling those notebooks with ideas for rainy day activities! Take ideas from Mom, Dad, grandparents, friends, neighbors and even your sisters and brothers. Beezus was lucky enough to be able to think on her feet when dealing with Ramona in the book, but this certainly doesn't happen all the time. An Activity Notebook is a great place to keep all your ideas for rainy days or simply days when you are feeling bored.

<p><i>ACTIVITY NAME:</i> _____</p> <p><i>Materials Required:</i></p> <p>_____</p> <p>_____</p> <p><i>Instructions:</i></p> <p>_____</p> <p>_____</p> <p>_____</p>

Module 4: Take Action

Facilitator Information:

For both Beezus and Ramona, in the book and the movie, the option of sitting back and not taking action is not an option. In the book, Beezus deals with conflict that comes her way with Ramona. Beezus takes care of Ramona and comes up with ideas to get them all out of sticky situations. In the movie, Ramona attempts to raise money to help her family get out of financial troubles after her father loses his job. We learn, especially from the film, that children can have a huge impact on their family. Kids can also have an impact on their community!

This following section focuses on providing inspiration to kids who want to help out their families and their communities.

Objectives for Youth:

- Identify positive changes to help out the household.
- Explore ways to help an organization in your community.
- Engage in Cleary's vision for readership, including her D.E.A.R. Day.



Module 4: Take Action Section One: Small Favors

ACTIVITY



According to Beezus, Ramona could often be a pest. She would often misbehave when she felt she was misunderstood, like when she poured toothpaste into the bathroom sink! But when her family needed her, Ramona tried her hardest to be there for them. Some ways she helped out included:

- Yard work
- Running a lemonade stand to make money
- Auditioning to become a commercial star to contribute to the household
- Washing cars
- Trying to do her best in school and follow the rules

Using inspiration from Ramona’s examples in the movie, think about some things that you can do to help out around your house or even your neighbors. Come up with a list of at least 10 things that need to be done around the house, which you will then use to create a book of coupons, which others can redeem when they need some extra help around the house. (Examples: Take out the trash, wash dishes, read to a younger child, etc.)

Start your list here

- | | |
|----------|-----------|
| 1. _____ | 6. _____ |
| 2. _____ | 7. _____ |
| 3. _____ | 8. _____ |
| 4. _____ | 9. _____ |
| 5. _____ | 10. _____ |

Putting it All Together

What You’ll Need

- Index cards or colored paper cut out in 3x5 or 4x6 pieces
- A single hole puncher
- Yarn or ribbon
- Crayons, markers, or colored pencils

1. Take different colored index cards or cut some colored paper down to 3x5 or 4x6 inches.
2. Write one activity on each card. Include a picture if you’d like.
3. Use a hole punch to create holes lined up with all 10 cards, and tie them up with ribbon or yarn, completing your “Small Favors” coupon book.

Module 4: Take Action

Section Two: Helping Your Community

Just like any household in trouble, there are also whole neighborhoods that need help, even whole cities! There are all kinds of organizations where you live that are designed to help communities and the people that live in them. While Ramona wasn't able to raise enough money for her family on her own, she may have had success with a large group.

Activity

As a group, brainstorm some issues that are going on around you that you see, and that you want to change. These can be as small as not having enough flowers or plants at your school to something bigger like hungry families and children. Once you've narrowed the brainstorm ideas down, as a group, vote for the three top choices.

With the help of an adult, find an organization that works to solve problems in your area based on some of the issues you and your group brainstormed. If there is nothing close by, you may have to search state-wide or nation-wide. Learn about the organizations that could help the problem and as a group, decide which one would best fit your goal of fixing the problem.

Once your group has narrowed down what issue to help, it's time to start working! There are two major ways to help an organization: volunteering and donating. Organizations need money to continue doing their good work and to pay for supplies and those who work for them.

While you can always give your time to an organization as a volunteer, there are also ways to help raise money for these organizations. Some examples of raising money could include:

- A Bake Sale
- A Giant Carwash
- A Rummage Sale
- A Walk-a-thon

Keep in mind, these are ways that many different groups use to make money for organizations. Are there any twists that you could use to get more people interested? How about a Walk-A-Thon but only in costume? Or a backward Walk-a-thon where everyone has to walk it backwards? Think of some ideas that could make a fundraiser unique to the people and personalities in your organization. There are all kinds of ways to get involved. The adults are here to help organize, but the ideas are up to you!

Other ideas from kids and kids' groups looking to make a difference:

Alex's Lemonade Stand
www.alexlemonade.org

Random Kid
www.randomkid.org

Kids Care Clubs
www.kidscare.org

Sheltering Books, Inc.
www.shelteringbooks.org

Module 4: Take Action

Section Three: D.E.A.R. Day in Your Community

Some days there is nothing more relaxing than curling up with a good book and reading all your cares and worries away. As an avid reader and an award-winning author, Beverly Cleary knew the power of books. Books can transform your life and your community.

Celebrate the transformative power of books and literature by planning a D.E.A.R. Day in your community. National Drop Everything and Read (D.E.A.R.) Day is held August 12th each year on Beverly Cleary's birthday.

There are many ways you can celebrate this fun and unifying event. Here are some ideas to get you started:

- Plan a book drive at your local library and then distribute the donated books to children who don't have enough books in their life, encouraging youth to take the time to Drop Everything and Read!
- Join forces with your local Parks Department and hold a "read in" at a local park. Think of how much fun spending time reading good books with fellow book lovers under a tree or on a park bench could be!
- Some people, children and adults, may not be able to read, but they should still have the opportunity to take part in D.E.A.R. Day. Organize a group of mentors and help someone learn to read. It won't happen in a day, but using D.E.A.R. Day as the kickoff for teaching people to read could be an exciting way to start a year-long reading mentorship program.
- Simply reading to someone is a wonderful way for multiple people to enjoy a story. Organize a story hour on D.E.A.R. Day and share some of your favorite stories with an excited group of youth. If reading for a crowd isn't your style, visit a local nursing home and take the time to read to someone who can no longer see well enough to read anymore.

No matter what you do to celebrate D.E.A.R. Day, make sure to share your stories with others at www.TrulyMovingPictures.org and at www.DropEverythingAndRead.com.

Post Program Evaluation

Ramona and Beezus



Dear Group Facilitator,

Please take a few moments to answer the questions in the evaluation for the *Ramona and Beezus* Discussion Guide at www.youthFILMproject.org and click on “Evaluations.”

We value your feedback, and your comments and stories can help inspire others and keep the F.I.L.M. Project alive.

Please visit www.youthFILMproject.org at the completion of this curriculum and tell us what you think. You can also send your stories to FILMinfo@trulymovingpictures.org. Thank you for your support!

Sincerely yours,

The FILM team

The F.I.L.M. Team
filminfo@trulymovingpictures.org